

5050D Tractor

50 HP



Value+++

Fuel Efficiency Plus

Productivity Plus

Torque Plus



JOHN DEERE

Technical Specifications

ENGINE

Type	: John Deere 3029T, 50 HP, 2100 RPM, 3 Cylinders, Coolant cooled with overflow reservoir, Turbo charged
Air filter	: Dry type, Dual element

TRANSMISSION

Clutch	: Dual
Gear box	: 8 Forward + 4 Reverse, Collarshift
Speeds	: Forward 2.97 - 32.44 kmph Reverse 3.89 - 14.10 kmph

BRAKES

	: Oil immersed disc brakes
--	----------------------------

HYDRAULICS

Lifting capacity	: 1400 kgf at lower link ends
3 point linkage	: Category - II Automatic depth and draft control

STEERING

Type	: Power
------	---------

POWER TAKE OFF

Type	: Independent, 6 Splines
Standard	: 540 @ 2100 ERPM
Economy	: 540 @ 1600 ERPM

WHEELS AND TYRES

Front	: 6.0 X 16, 8 PR
Rear	: 14.9 X 28, 12 PR

FUEL TANK

Capacity	: 60 Litres
----------	-------------

ELECTRICAL SYSTEM

	: 88 Ah, 12 Volt battery 40 Amp. alternator 12 Volt, 2.5 kW Starter motor
--	---------------------------------------------------------------------------------

DIMENSIONS AND WEIGHT

Total weight	: 1870 kg
Wheel base	: 1970 mm
Overall length	: 3430 mm
Overall width	: 1830 mm
Ground clearance	: 0430 mm
Turning radius with brakes	: 2900 mm

ACCESSORIES

- Ballast weights • Wagon hitch

FACTORY FITTED OPTIONS

- Dual PTO
- Roll over protection system (ROPS) with deluxe seat and seat belt
- Fixed type front axle


Note : All the options / features may not be available in a single variant.

5050D

Modern, technologically advanced, powerful John Deere 3029T engine



- **Wet liner**
Long life and less maintenance
- **High torque reserve**
Ideal for heavy load applications
- **High torque across the operating speed range**



Dry Type Air Filter



Oil Jet for Piston Cooling



Radiator with Overflow Reservoir

ADDITIONAL FEATURES


- Collarshift type gear box
- Dual PTO
- Finger guard
- Water separator

www.JohnDeereAsia.com

For more information, please contact our authorised dealer or nearest area office.



Power Steering




Oil Immersed Disc Brakes




Digital Hour Meter



Single Piece Hood Opening with Gas Struts



Planetary Gear with Straight Axle



Please note: Improvement in the product is a continuous process. Hence the information given in this brochure is subject to change without prior notice. Accessories shown are not the part of standard equipment.

JDA_2015_5050D